



Thermorail stainless steel towel heaters are 'dry element' operated for rapid heating and long element life.

This increases towel heater efficiency, consuming less energy to maintain the same temperatures under towel.

Thermorail is the perfect complement to Thermonet underfloor heating providing an additional heatsource if the room requires it, to add to the comfort.

All Thermorail products come with a voltage regulator to ensure optimum running temperature. Please see the installation guide for more information.

Available with **dry element or liquid filled**. Thermorail is the best way to add **warmth and comfort** to your towels and room.



Dry element, no liquid



Thermorail - Dry element

STOCK NUMBER	SIZE (MM)	HEAT OUTPUT (WATTS)	EX VAT
7080	700 x 600	110	190.21
7081	1000 x 450	120	202.98
7082	1000 x 600	150	241.28
7084	690 x 1200	220	305.11
7085	1525 x 600	235	343.40
7083	(curved) 1000 x 600	150	266.81

WHY THERMORAIL?

- SOLID STAINLESS STEEL
- NO FLUIDS
- ENERGY EFFICIENT
- RAPID HEAT-UP TIME



thermorail

ELECTRIC TOWEL HEATERS

How To Order

Electric Only

Simply choose the correct multirail size and shape and add your choice of element.

Dual Fuel

As above and add the suffix "D" to the multirail stock code. Eg, 7129D.

White Finish

If you require a white finish please add the suffix "WH" to the multirail stock code. Eg, 7129WH.

White Finish and Dual Fuel

For a white dual fuel add both suffixes. Eg, 7129DWH.

Lead Times

Please allow 7 days for delivery of pre filled and sealed multirails.

Also allow 7 days for delivery of white multirails.







Our new range of bathroom multirails can be supplied filled and sealed or **ready for connection** to an existing heating circuit.

Straight Chrome

STOCK NUMBER	SIZE (MM)	OUTPUT (BTU/H)	HEATING ELEMENTS (IF APP)(WATTS)	EX VAT
7129	800 x 400	628	150	193.00
7130	800 x 500	718	150	198.00
7131	800 x 600	811	150	203.00
7132	1100 x 400	879	250	208.00
7133	1100 x 500	1010	250	238.00
7134	1100 x 600	1155	250	248.00
7135	1600 x 400	1256	400	328.00
7136	1600 x 500	1468	400	338.00
7137	1600 x 600	1691	400	348.00

Curved Chrome

STOCK NUMBER	SIZE (MM)	OUTPUT (BTU/H)	HEATING ELEMENTS (IF APP)(WATTS)	EX VAT
7120	800 x 400	923	150	198.00
7121	800 x 500	1056	150	203.00
7122	800 x 600	1192	150	208.00
7123	1100 x 400	1293	250	233.00
7124	1100 x 500	1486	250	243.00
7125	1100 x 600	1699	250	253.00
7126	1600 x 400	1847	400	338.00
7127	1600 x 500	2160	400	348.00
7128	1600 x 600	2487	400	358.00



Three element options, standard electrical element, thermostatic electrical element and infra red programmable element.

Standard Electrical Element

STOCK NUMBER	LENGTH (MM)	HEAT OUTPUT (WATTS)	EX VAT
7156	300	150	100.00
7157	350	250	105.00
7158	400	400	110.00
7159	700	600	120.00
7160	800	800	130.00



7157
Standard Element

Thermostatic Electrical Element

STOCK NUMBER	LENGTH (MM)	HEAT OUTPUT (WATTS)	EX VAT
7161	300	150	285.00
7162	340	300	298.00
7163	390	600	315.00
7064	440	900	328.00



7162
Thermostatic Element

Infra red Programmable Control Unit and Element Set

STOCK NUMBER	LENGTH (MM)	HEAT OUTPUT (WATTS)	EX VAT
7165	300	150	598.00
7166	340	300	628.00
7167	390	600	658.00
7168	440	900	675.00



7165
Infra Red Programmable Control